

Installation tutorial

MASTERSTOP LONG TIME 25x20 mm

Dim: 25 x 20 mm, colour black coated bentonite swelling tape

article number: 010012



[Show product](#)



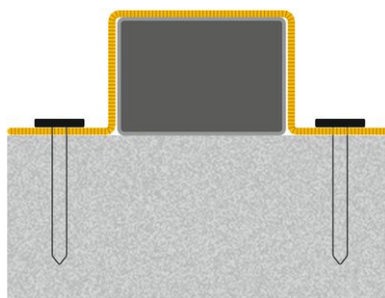
Product video in further languages



Installation tutorial:




Since the **MASTERSTOP "LONG TIME"** is supplied with a protective sheating, the swelling tape can only be fastened by using a special swelling tape grid. The substrate must be clean, dry and free of loose parts. Apply the **MASTERSTOP "LONG TIME"** in the middle of the joint to the concrete surface and fix it. The later concrete cover must be at least 8cm. The swelling tape must be bordered by reinforcement on both sides. Minimum distance to the reinforcement: 5cm.




Place the swelling tape grid carefully over the swelling tape without damaging the protective sheating.

The grid must only be nailed on through the side wings.

Fasten with suitable nails either by hand or mechanically with a bolt-firing tool.



The distance between nails should not exceed 25 cm in the longitudinal direction of the swelling tape. At the beginning of the tape and if tape sections are used, pull back the protective sheating approx. 5 cm, cut off the swelling tape and fold over the extra length of sheating to prevent contact with water.



In the corners, the swelling tape grid must be released in order to ensure a continuous firm fixation on the substrate.

In the case of butt joints in the straight line and the use of swelling tape grids, the joints of swelling tape and swelling tape grid should always be made in a staggered position.

Status: 23.03.2022

Accessories

Swelling tape grid LONG TIME

Dimension: 20 x 25 mm length:
1 m ...

Nails for bolt-firing tool

length: 42 mm with big washer

...

Basis

All dimensions and information in this data sheet reflect the results of the laboratory tests that have been carried out. Deviations from the values determined by us under laboratory conditions are possible due to environmental and operating conditions beyond our control. The data in this data sheet only applies for the product delivered by us. The product data corresponds only to the specifications in Germany. Possible country-specific deviations are not taken into account here.

Indication of law

The technical information reflects our current knowledge of MASTERSTOP LONG TIME 25x20 mm. It is intended only as information for users. As we do not know the envisaged applications and processing conditions, it is the responsibility of the user to carefully check that the product is suitable for the intended purposes. Due to the different components at the installation site and the working conditions in place there, MASTERTEC cannot provide any guarantee whatsoever for the result of the work. Claims arising from any legal relationship can only be recognised in the event of wilful intent or gross negligence, irrespective of the statements made here or advice provided verbally. In this case the user must prove that he has provided MASTERTEC in writing with all the information required to correctly assess the installation situation in good time. Subject to necessary product specifications or further developments. By providing this information MASTERTEC does not intend to infringe third party rights. The latest data sheet in each case applies. Our corresponding terms and conditions of sale and delivery apply.

The previous data sheets are no longer valid

Print date 18.04.2024