


Installation tutorial

FLOWSTOP high-pressure swelling tape 20x5 mm

TPE high-pressure swelling tapes Dim: 20 x 5 mm

article number: 010040



[Show product](#)



Product video in further languages




Installation tutorial:




Only the system-compatible POWER swelling tape adhesive is suitable for installation.


FLOWSTOP High-pressure swelling tape must not be installed using swellingtape grid!




The substrate must be clean, dry, and free of loose particles. Apply the POWER swelling tape adhesive in a uniform bead (width 8-10 mm) out of the cartridge onto the surface.



Once the POWER swelling tape adhesive has been applied in the centre of the joint, the **FLOWSTOP High-pressure swelling tape** is placed on the adhesive and gently pressed on, moving it slightly back and forth, crosswise to the longitudinal axis. When the tape is fixed, the adhesive should slightly ooze out on both sides. This guarantees a complete fixation.



A concrete cover of 8cm must be ensured. **FLOWSTOP High-pressure swelling tape** must always be installed inside a two-sided connection reinforcement.



Both, straight and angle joints need to be butt jointed. The joint areas must be form-fit in order to avoid any discontinuity in the system.

Angle joint



Straight butt joint

Status: 23.03.2022

Accessories

POWER high-pressure swelling tape adhesive

Cartridge 310 ml high-pressure adhesive 1 cartridge = approx. 8 m single-component solvent-free sealant for bonding of MA...

Basis

All dimensions and information in this data sheet reflect the results of the laboratory tests that have been carried out. Deviations from the values determined by us under laboratory conditions are possible due to environmental and operating conditions beyond our control. The data in this data sheet only applies for the product delivered by us. The product data corresponds only to the specifications in Germany. Possible country-specific deviations are not taken into account here.

Indication of law

The technical information reflects our current knowledge of FLOWSTOP high-pressure swelling tape 20x5 mm. It is intended only as information for users. As we do not know the envisaged applications and processing conditions, it is the responsibility of the user to carefully check that the product is suitable for the intended purposes. Due to the different components at the installation site and the working conditions in place there, MASTERTEC cannot provide any guarantee whatsoever for the result of the work. Claims arising from any legal relationship can only be recognised in the event of wilful intent or gross negligence, irrespective of the statements made here or advice provided verbally. In this case the user must prove that he has provided MASTERTEC in writing with all the information required to correctly assess the installation situation in good time. Subject to necessary product specifications or further developments. By providing this information MASTERTEC does not intend to infringe third party rights. The latest data sheet in each case applies. Our corresponding terms and conditions of sale and delivery apply.

The previous data sheets are no longer valid

Print date 25.04.2024