


Navodila za namestitev

Tesnilna pločevina VB JGS roll

Popolnoma prevlečen na obeh straneh

številka izdelka: 070476



[Prikaži izdelek](#)



Videoposnetek izdelka v
drugih jezikih



Navodila za namestitev:



Remove the bottom half of the parted protective foil from the special coating.



Place the **VB JGS joint sheet metal** in the centre of the rising wall on top of the upper reinforcement layer. Push the mounting brackets with a maximum distance of 70 cm over the sheet metal and fix them to the upper reinforcement layer with binding wire.

The embedment depth in the concrete **must be at least 35 mm** and must not be more than half the height of the sheet metal.



The **VB JGS joint sheet metal** must overlap by at least 6 cm in the area of the joint, in the straight sections and also in the corner area.




To do so, the upper protective foil must be turned back in the area subsequently to be joined.




Overlap the **VB JGS joint sheet metal** by at least 6 cm and press the two ends firmly together.

The joint must be glued over its full height and entire surface to prevent subsequent water permeation.

There must be no contamination on the adhesive surfaces that could interfere with bonding.



Secure the joint with one of the fixing clips provided and fold the protective foil back onto the special coating.



Prepared joints in the straight sections as well as the corner area.

Once the foundation slab has been concreted, and before the wall formwork is closed, the remaining protective foil must be removed.

The concreting of the wall base and corresponding preparations must be carried out in accordance with the established technical standards.



Special requirements for installation and documentation:

- Processing certificate: The processor confirms to have been informed or instructed regarding the processing instructions, restrictions and changes.
- Acceptance certificate: The processing company and an expert confirm that the **VB JGS joint sheet metal** has been installed in accordance with the regulations.
- Documentation: There is a documentation obligation regarding the batch number of the installed sealing sheets. This can be taken from the label or the delivery bill.

Status: 23.03.2022

Osnova

Vse dimenzije in informacije v tem podatkovnem listu se nanašajo na rezultate opravljenih laboratorijskih testov. Odstopanja od vrednosti, ki smo jih določili v laboratorijskih pogojih, so mogoča zaradi okoljskih in obratovalnih pogojev, na katere nimamo vpliva. Podatki v tem podatkovnem listu veljajo samo za izdelek, ki smo ga dobavili. Podatki o izdelku ustrezajo samo specifikacijam v Nemčiji. Morebitna odstopanja od specifikacij v posameznih državah tukaj niso upoštevana.

Navedba prava

Tehnične informacije odražajo naše trenutno znanje o Tesnilna pločevina VB JGS roll. Namenjen je le kot informacija za uporabnike. Ker ne poznamo predvidenih načinov uporabe in pogojev obdelave, mora uporabnik skrbno preveriti, ali je izdelek primeren za predvidene namene. Zaradi različnih sestavnih delov na mestu vgradnje in tamkajšnjih delovnih pogojev družba MASTERTEC ne more dati nikakršnega jamstva za rezultat dela. Zahtevki, ki izhajajo iz kakršnega koli pravnega razmerja, se lahko priznajo le v primeru namernega dejanja ali hude malomarnosti, ne glede na tukaj navedene izjave ali ustne nasvete. V tem primeru mora uporabnik dokazati, da je podjetju MASTERTEC pisno posredoval vse informacije, ki so potrebne za pravilno in pravočasno oceno stanja vgradnje. V skladu s potrebnimi specifikacijami izdelka ali nadaljnjim razvojem. Z zagotavljanjem teh informacij družba MASTERTEC ne namerava kršiti pravic tretjih oseb. V vsakem primeru velja najnovejši podatkovni list. Veljajo naši ustrezni prodajni in dobavni pogoji.

Prejšnji podatkovni listi niso več veljavni

Natisni datum 03.07.2024